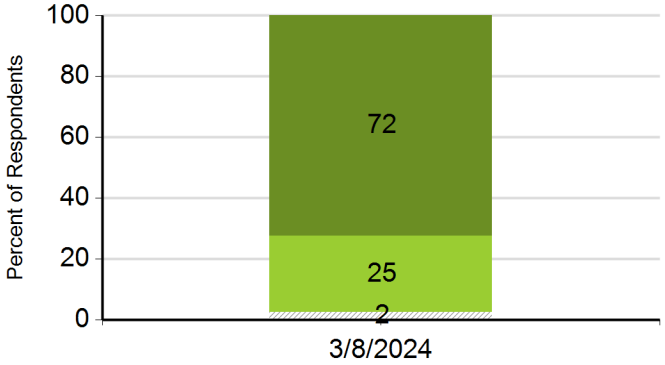
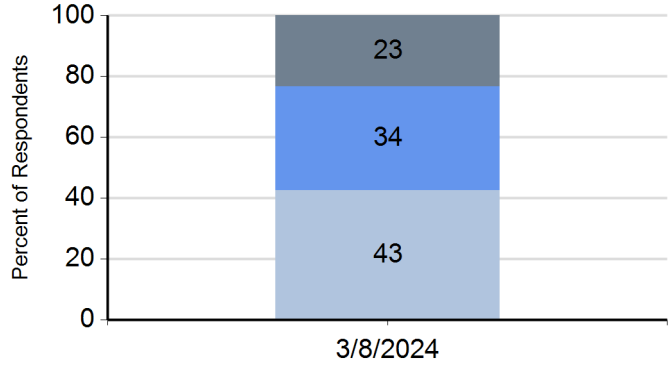


Schoolwide Current Status
Kelley Elementary School
3/8/2024



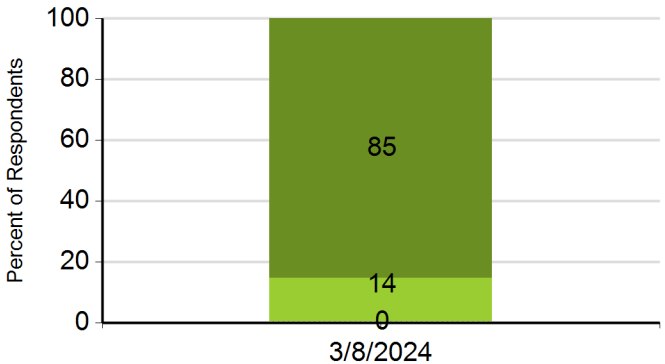
	In Place	Partial in Place	Not in Place
3/8/2024	72%	25%	2%

Schoolwide Priority for Improvement
Kelley Elementary School
3/8/2024



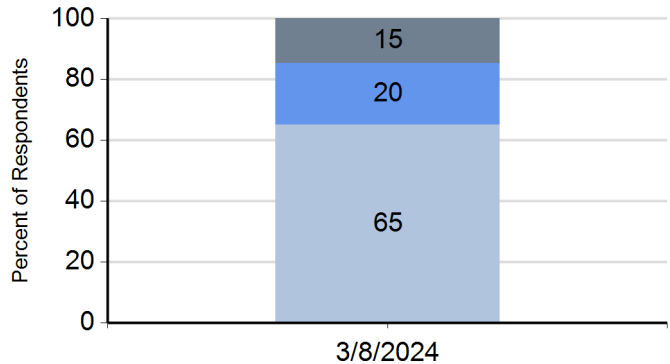
	High	Med	Low
3/8/2024	23%	34%	43%

Classroom Current Status
Kelley Elementary School
3/8/2024



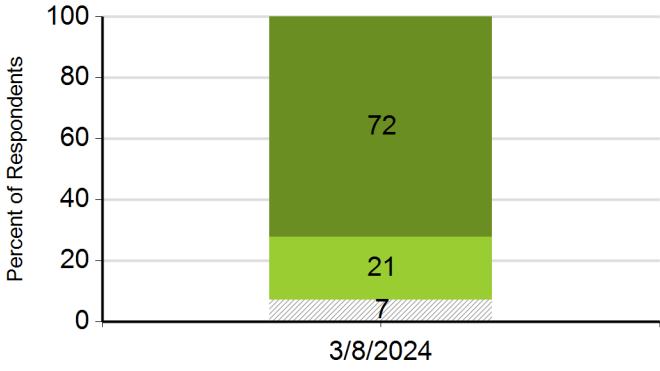
	In Place	Partial in Place	Not in Place
3/8/2024	85%	14%	0%

Classroom Priority for Improvement
Kelley Elementary School
3/8/2024



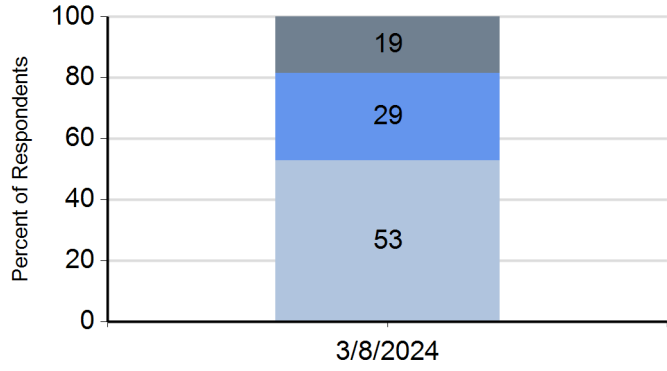
	High	Med	Low
3/8/2024	15%	20%	65%

**Tier 2 Current Status
Kelley Elementary School
3/8/2024**



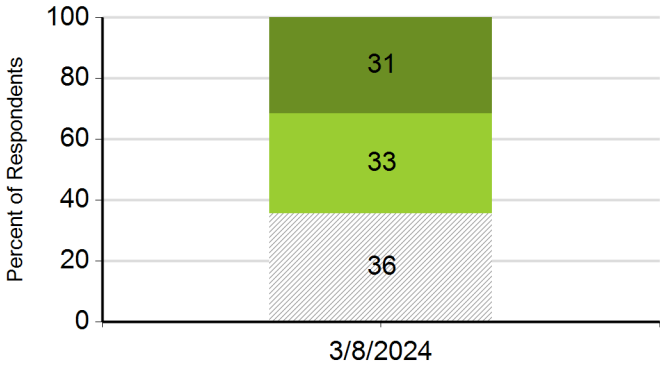
	In Place	Partial in Place	Not in Place
3/8/2024	72%	21%	7%

**Tier 2 Priority for Improvement
Kelley Elementary School
3/8/2024**



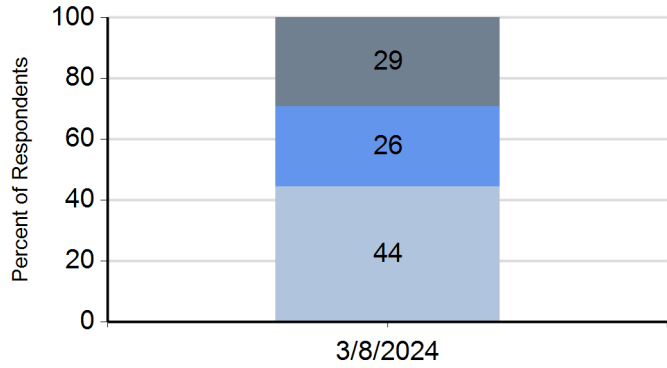
	High	Med	Low
3/8/2024	19%	29%	53%

**Tier 3 Current Status
Kelley Elementary School
3/8/2024**



	In Place	Partial in Place	Not in Place
3/8/2024	31%	33%	36%

**Tier 3 Priority for Improvement
Kelley Elementary School
3/8/2024**



	High	Med	Low
3/8/2024	29%	26%	44%